



**Fawbert &
Barnard
Infants'
School**

A welcome guide to our EYFS

School Leadership Team



Headteacher

My name is Mr Wells. I am the headteacher at your school. I will come into classes to see and join in with your learning. I love to hear and find out about all the different things you have discovered.

Deputy Headteacher

My name is Mrs Brooker. I am the Deputy Headteacher at your school. I love coming in to Nursery and Reception to help you and to find out about all the exciting learning you will have been doing. Make sure you give me a smile or a wave when you see me!



INCo

Hello, my name is Mrs Jones & I am the school INCo. I am so lucky as I get to spend time in all of the classes and help lots of different children. I enjoy making music and singing songs - nursery rhymes are my favourite! Please say hello when you see me & tell me about your day - I love hearing about all the amazing things you've been getting up to!



Other members of our school - Nursery



Nursery Teacher/ EYFS Lead

My name is Mrs Sarjeant and I teach in Nursery. I also look after all the EYFS children in our school. I love reading books and learning about the world. I like colouring and building things with the blocks we have in school. I can't wait to meet you all!

Cover Nursery Teacher

I am Mrs Roberts and you will see me working in Nursery. I love working with children individually, in small groups and whole class. I am a keen musician and love creating fun activities in the outside music area for you to us. I look forward to meeting you soon.



Nursery Nurse

I am Mrs Rider. I enjoy keeping active and spending time outside with my two daughters. I look forward to making the most of the generous outside space we have at Fawbert & Barnard, in which the children can learn, develop and be active. I am a keen reader and I am looking forward to sharing books with the children at school and using our imaginations to create our own story book adventures.



Nursery Teaching Assistant

Hello, my name is Mrs Burton. I love working in our nursery, supporting children with their first experience of school. Nurturing them with their learning and development brings me such joy. I especially love arts and crafts. Sharing my ideas with children and watching them create is so rewarding. Please come and say hello and we can create something together! I look forward to meeting you



Other members of our school - Reception



Reception Teacher

Hello! My name is Mrs Homer. I am one of the Reception class teachers. I will be here to support you with your learning journey. We will have lots of fun playing during your ChIL time, and through our different topics you will learn more about the world around you. One of my favourite things in the world is animals- that's why I love the visits we have from the Owls and Bug Man. I also enjoy going outside, so I promise to take you for exciting visits to the Conservation area. I look forward to seeing you soon!

Reception teacher

Hello, I am Miss Ancient. I am one of the Reception class teachers, and I'm so excited to meet and get to know you all and what you enjoy! I love arts and crafts and getting creative. I can't wait to start learning and discovering together.



Reception Teaching Assistant/Cover Teacher

I am Mrs Roberts and you will see me working in both Reception classes. I love working with children individually, in small groups and whole class. I am a keen musician and love creating fun activities in the outside music area for you to us. I look forward to meeting you soon.

Other members of our school - Reception



Reception Teaching Assistant

Hi, I'm Mrs Stephenson. You'll find me in class with Mrs Homer. I love anything arty or creative so it's great to see masterpieces being created in the classroom with all the bits and bobs I put out. It's wonderful when imagination takes over and it's great to see pride on little faces when they have something fabulous to take home that they've made.

Reception Teaching Assistant

Hello my name is Mrs Griffiths. I have been living in Sawbridgeworth for over 20 years and worked in this school for 12 years. I am going to be helping out in the reception class! I enjoy reading, arts and crafts and being in the garden. I look forward to being with you all!



Schools Values and Rules

At my school my teachers will:

**provide an exciting,
ambitious and unique early
education for all**

Values at my school are:

Respect

Which means: Accepting yourself and others for who they are

Ambition

Which means: A desire to achieve your best

Perseverance

Which means: To keep going in spite of obstacles

My school's rules are to be:

**Ready
Respectful
Safe**

We respect our pupils as individuals and along with our school community share high ambitions for them. Developing their perseverance so that in spite of future obstacles they can continue to be their best self and develop their love of learning.

My Learning

Early Years Foundation Stage

A Guide For Parents

What is the Early Years Foundation Stage?

This is the stage in your child's life that gets them ready and prepares them for school, as well as for their future learning and successes. The EYFS was created to ensure your child's first 5 years are happy, active, exciting, fun and secure, as well as to support their development, care and learning needs.

What is the EYFS Framework?

The EYFS Framework is there to support all professionals working in the Early Years age group. It has a large emphasis on the adult's role in helping the children develop.

The EYFS Framework sets out:

- The legal welfare requirements that everyone registered to look after children must follow to keep your child safe and promote their welfare
- The 7 areas of learning and development which guide professionals' engagement with your child's play and activities as they learn new skills and knowledge
- Assessments that will tell you about your child's progress through the EYFS
- The expected levels (Early Learning Goals) that your child should reach at the age of 5, which is usually at the end of their Reception year.

How do I know how my child is getting on?

It is important that we work together, sharing information about the child, what they have done at home and in school. There are various assessment steps throughout the EYFS, but we will continually be assessing and building on your child's skills.

When your child starts with us each year, we will spend time observing and getting to know them. From this we will complete a basic initial assessment.

If your child is in Reception, within the first month we will complete a government baseline assessment. This covers key areas such as Literacy and Maths. This gets submitted to the government, and supports in making predictions for your child as they progress through school.

When your child is 5 years old, at the end of the EYFS (the summer term of Reception year in school) teachers will complete an assessment known as the EYFS Profile, where children are assessed against the Early Learning Goals. This will be shared with you in a final school report.

Most importantly, you will receive a log in to a free online journal when your child first starts school with us. There will be multiple observations shared each week via this platform for you to see what they have been doing and how they have been getting on. Do use this to spark discussions with your child about their week. You will also have 2 parents evening meetings (1 in Autumn term, 1 in Spring term) and a end of year report to keep you updated about how your child is progressing.

How will my child learn?

At Fawbert & Barnard we feel children learn best in EYFS through play. We promote the characteristics of effective learning throughout the early years. When children start with us in Nursery, they engage in mostly child led learning, with adults playing alongside them. As the year goes on, we begin to introduce the children to more structured learning. This is through one large group activity a session and smaller focus group work a couple of times a week. These are based on children's needs and next steps for learning. In Reception there is still a big focus on learning through play. Towards the end of the year we begin to introduce further structure in order to support transition into Key Stage 1.

Overview:

Your child will be learning skills, acquiring knowledge and demonstrating their understanding through 7 areas of learning and development. Children should mostly develop the **3 prime areas** first:

- Communication and language
- Physical development
- Personal, social and emotional development

These prime areas are those most essential for your child's healthy development and future learning.

As children grow, the prime areas will help them to develop skills in **4 specific areas**:

- Literacy
- Mathematics
- Understanding the world
- Expressive arts and design

Activities will be suited to your child's unique ways. They will learn by playing and exploring, being active and through creative and critical thinking, which will take place indoors and outside.

How can I help as a parent?

All the fun activities that you do with your child at home are important in supporting your child's learning and development. Even when your child is very young and not yet able to talk, talking to them helps them to learn and understand new words and ideas.

If you are looking for new ideas for things to do then find out what is on offer at your local children's centre. There are also a wealth of activity ideas on the Internet.

More information

The most important place to find out more is your child's teacher. Ask as many questions as you need to.

You can also find the Early Years Foundation Stage at www.foundationyears.org.uk



Indoor learning spaces



Nursery Classroom

Mrs Homer's
classroom



Miss Ancient's
classroom




Outdoor learning space



The Early Years Garden

Activities



painting



play dough



role play



transport toys



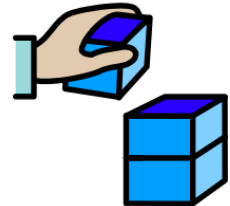
dolls house



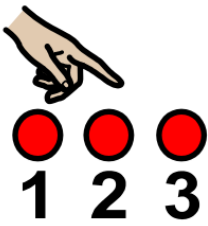
reading



mark making



building



counting



puzzles




threading



bikes



mud kitchen




singing



dancing



ball games



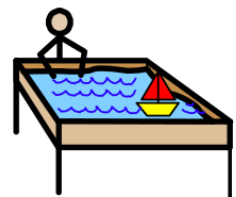
snack time



craft



sand table



water play

Staying for Lunch

The Basics:

In Nursery and Reception, the children staying for lunch will either need to order a school dinner, or have a home packed lunch. If your child is having a packed lunch, this should be in a lunch box or bag containing an ice pack to keep it fresh as they are not refrigerated. Lunch boxes/bags and all containers must be clearly labelled with your child's name.

As we are a healthy school, we encourage healthy food. Please pack the lunch box with healthy items (no chocolate bars please!). Any left over food will be left in the lunch box so you can see what your child has eaten, unless it will make a mess such as opened yoghurts.

Please provide all drinks in a bottle with a lid, or a suitable flask as cartons can be difficult for them to use. Milk and water are always available for children to drink.

No items containing nuts are permitted, including chocolate spread. Grapes and cherry tomatoes must be cut in half lengthways to prevent choking.

Some healthy options you could provide are pictured below:



Things I need

- ✓ I need to be wearing the right school uniform (information on this can be found on the website).
- ✓ A named coat (in all seasons!!)
- ✓ A named water bottle
- ✓ PE kit with all the required items – this will be kept in school, and sent home every half term to be washed. Information on what needs to be in it can be found on the website
- ✓ My book bag with the reading books school provide in it every day
- ✓ Weather dependent – a named sun hat/hats and gloves.
- ✓ Wellies (to be kept in school)



Things I do not need

- x Snacks or sweets as we have a healthy snack available.
- x Medications—if these are needed please give them to the office so they can be stored and administered safely.
- x Toys/comforters from home —these can easily be lost or broken.



Summer months

- ✓ Put me in a school t-shirt/dress so that my shoulders are covered so that I do not get burnt.
- ✓ Put at least factor 15 sun cream on me before school, preferably one that only needs to be applied once a day as the adults cannot top this up during the day.
- ✓ Make sure that I have a summer hat to keep me cool when I am outside.
- ✓ Make sure I have a water bottle to keep me hydrated.



Winter months

- ✓ Dress me in layers under my uniform so that I can stay warm when I am outside but cool when I am inside.
- ✓ Make sure I have a nice thick coat to make sure I keep warm when I am playing outdoors.
- ✓ Make sure that I have wellington boots in school so that I can stay dry when I am playing in puddles.
- ✓ Make sure I gloves and a hat to keep my cosy.



Don't forget to label all of my belongings so they don't get lost. That way it is easy for them to be returned to me.

